



# 3000EZ-E SERIES

## Hand-Held Coating Thickness Gauge

**Measuring Range, Fe :** 0–140.0 mils (0–3500  $\mu\text{m}$ )  
**Measuring Range, NFe:** 0–120.0 mils (0–3000  $\mu\text{m}$ )

**Probe:** External, with hard metal pole tip.

**Automatic Selection of Fe or NFe Mode:** DCFN models will automatically sense the type of substrate under the coating and enable the correct measurement mode without any operator action

**Units:** Keypad selectable, mils or microns.

**Live Statistics Display:** Number of readings, mean value, standard deviation, maximum and minimum reading of max. 99 readings.

**Free NIST Calibration Certificate**

3000EZ-E Series Coating Thickness Gauges provide fast, non-destructive, accurate coating measurements on steel and non-ferrous metals.

The gauges are designed to accommodate a wide range of production line, laboratory and field applications. Manufactured to international quality standards, 3000EZ-E Series Gauges will provide years of trouble-free use.

**They are available in 2 configurations:**

**DCF-3000EZ-E:** For testing coatings on iron and steel.

**DCFN-3000EZ-E:** For testing non-magnetic coatings such as varnish, paint, enamel, chrome, copper, zinc, etc. on steel and iron (magnetic induction method) and all electrically insulating coatings, such as varnish, paint, anodizing coatings on non-ferrous metals, also on stainless steel (eddy-current method).



*The ultimate in portable precision and simplicity*

# Specifications

<b>Range</b>	Fe: 0 – 140.00 mils (0 – 3500 $\mu\text{m}$ ) NFe: 0 – 120.00 mils (0 – 3000 $\mu\text{m}$ )
<b>Accuracy</b> greater	$\pm 0.1$ mils ( $\pm 3\mu\text{m}$ ) or 3% of reading, whichever is
<b>Resolution</b>	Refer to table below
<b>Display</b>	Back-lit, 4-digit alphanumeric, 0.4" (10mm) height
<b>Minimum Measuring Area</b>	0.5" x 0.5" (13mm x 13mm)
<b>Minimum Substrate Thickness</b>	Fe: 20 mils (0.5mm) NFe: 2 mils (50 $\mu\text{m}$ )
<b>Calibration</b>	Factory calibration, zero calibration
<b>Statistics Program</b>	Number of readings, mean value, standard deviation, maximum and minimum reading of max. 99 readings
<b>Operating Temp.</b>	32 °F to 122 °F (0 °C to 50 °C)
<b>Surface Temp.</b>	5 °F to 140 °F (–15 °C to 60 °C)
<b>Storage Temp.</b>	–4 °F to 140 °F (–20 °C to +60 °C)
<b>Power</b>	2 AAA 1.5V
<b>Dimensions</b>	4.3" x 2" x 1" (110 x 50 x 25mm)
<b>Weight</b>	3.2 oz (90 g)
<b>Protection Class</b>	IP 52 (proof against dust and dripping water)
<b>Standards</b>	DIN, ISO, ASTM, BS

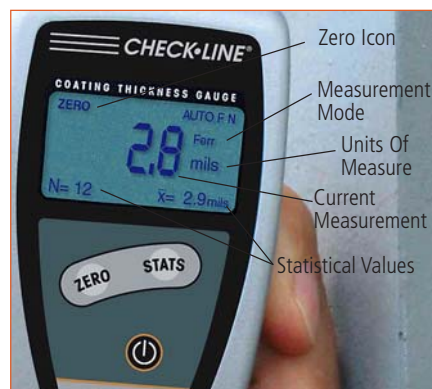
## RESOLUTION TABLE

### Mils


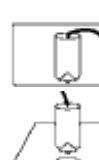



0 – 99.9 mils	0.1 mils
100.0 – 140.0 mils	0.2 mils

### Microns ( $\mu\text{m}$ )

0 – 999 $\mu\text{m}$	1 $\mu\text{m}$
1.000 – 2.498 mm	0.002mm
2.500 – 3.500 mm	0.005mm



## MEASURING LIMITS

	<b>Minimum Radius for Convex Surfaces</b>	0.2" (5mm)
	<b>Minimum Radius for Concave Surfaces</b>	2" (50mm)
	<b>Minimum Headroom</b>	2" (50mm)
	<b>Minimum Sample Diameter</b>	0.4" (10mm)
	<b>Minimum Substrate Thickness – Fe</b>	20 mils (0.5mm)
	<b>Minimum Substrate Thickness – NFe</b>	2 mils (50 $\mu\text{m}$ )

## COMPLETE KIT



3000EZ-E Series gauges are supplied as a complete kit, with gauge, plastic test shim, 2x AAA batteries, soft carrying pouch, manual and manufacturer's calibration certificate.

DCF models include a steel zero plate. DCFN models include steel and aluminum zero plates.

## CHECK-LINE® – PRECISION QUALITY CONTROL INSTRUMENTS

**Electromatic Equipment Co., Inc.**  
600 Oakland Ave.  
Cedarhurst, N Y 11516 —USA

**Tel:** (800) 645-4330 (USA & Canada)  
**Tel:** (516) 295-4300  
**Fax:** (516) 295-4399

**Email:** [info@checkline.com](mailto:info@checkline.com)  
**Website:** [www.checkline.com](http://www.checkline.com)

**FOR ADDITIONAL INFORMATION OR TO PLACE AN ORDER CALL TOLL FREE 1-800-645-4330**